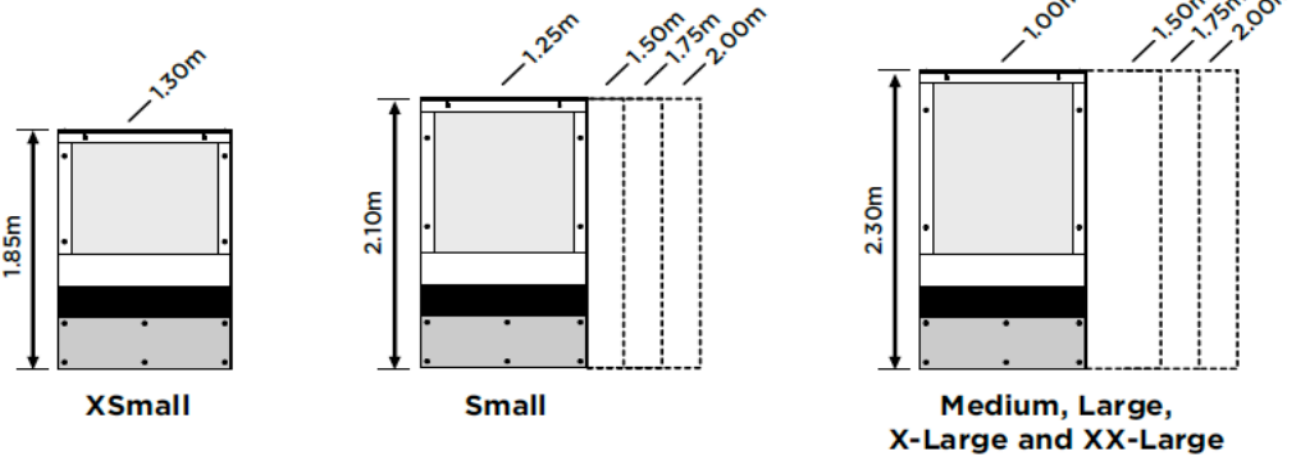


Front Combinations

- When desired, a full front combination can be made
- Connection pieces to the next front are included
- Thule advises following combinations:

Thule Rain Blocker Front G2

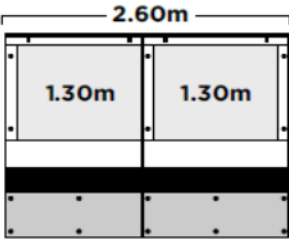
Available models



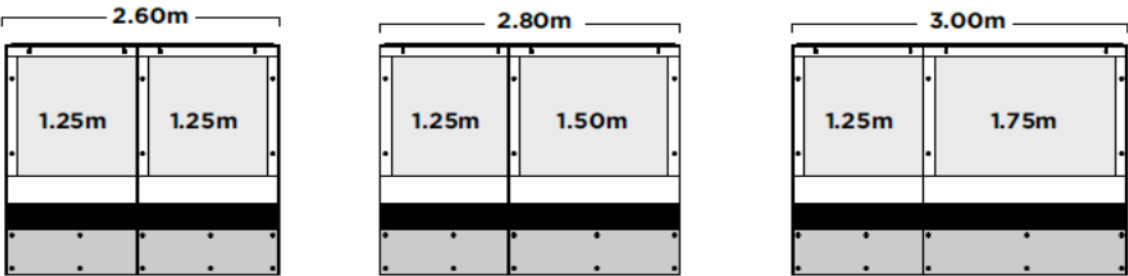
Thule Rain Blocker Front G2

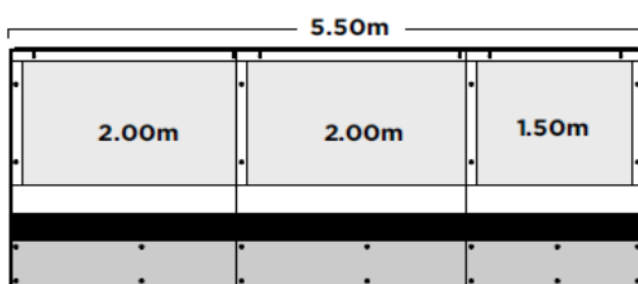
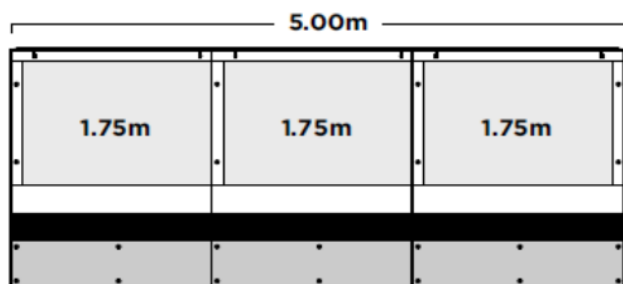
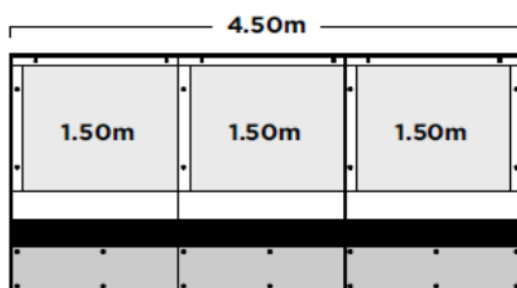

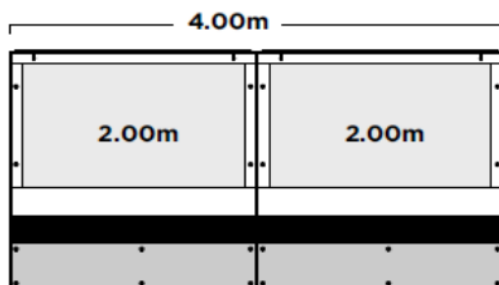
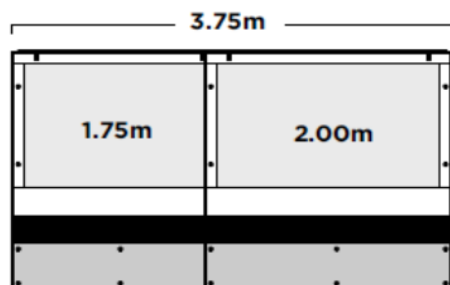
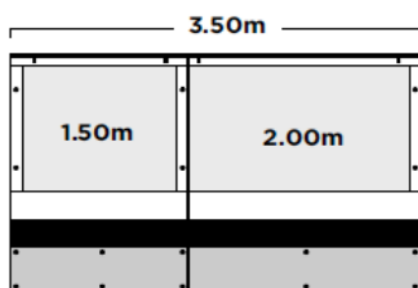
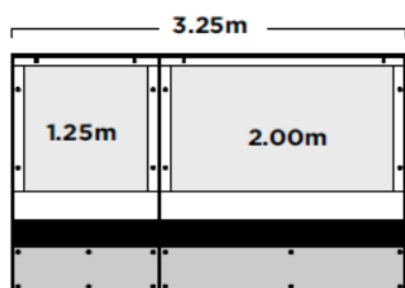
Combinations for full awning length

**XSmall**  
*In combination with side panel X-Small*



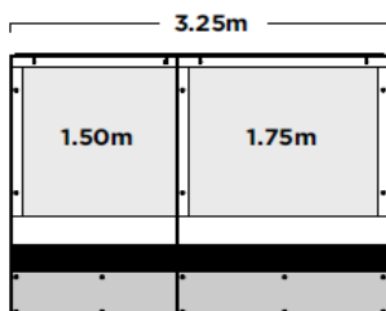

**Small**  
*In combination with side panel Small and TO1200 V2*

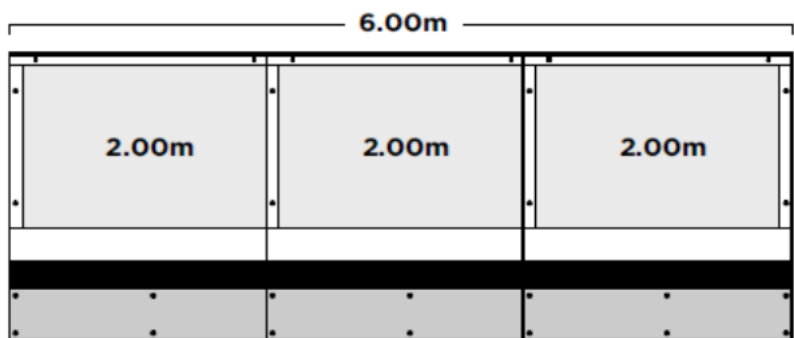
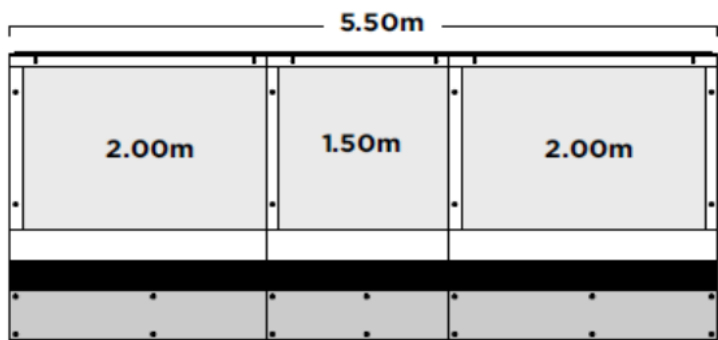
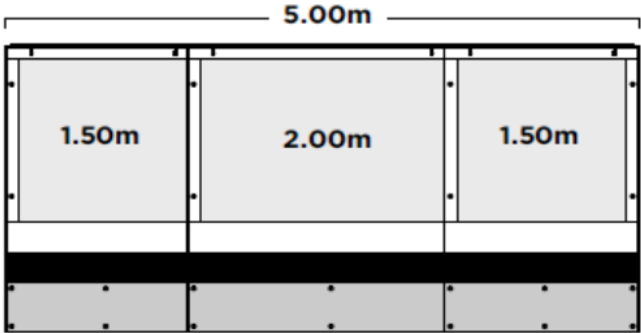
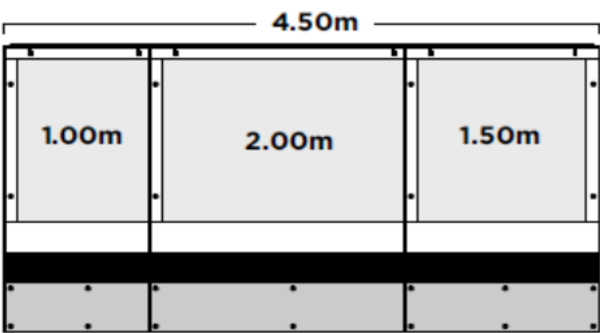
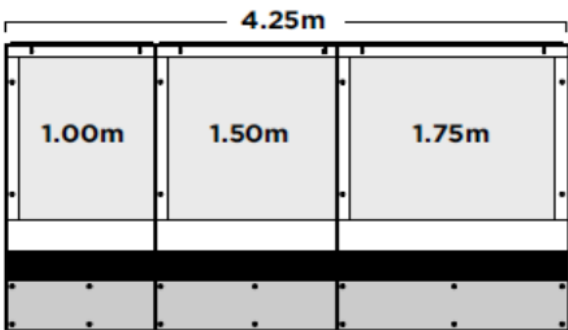
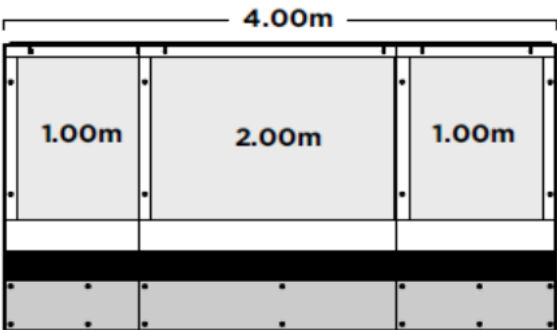
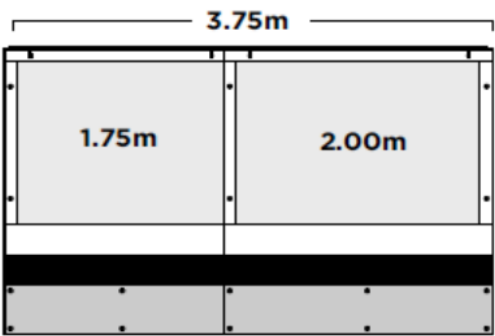
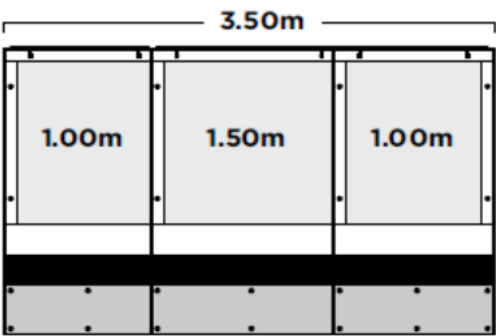




## Medium, Large, X-Large and XX-Large

*In combination with side panels Medium, Large, X-Large and XX-Large*





## FRONT COMBINATION

- Full front combination possible
- Connection pieces to the next front panel included
- Thule advises the following combinations for full awning length

COMPATIBLE SIDE PANEL	AWNING LENGTH (L)	FRONT COMBINATION
MINIVAN	2.50 m	J + A
	2.60 m	A + A
	2.70 m	J + K
	3.00 m	J + L
S TO 1200 V2	2.60 m	B + B
	2.80 m	B + C
	3.00 m	B + D
	3.25 m	B + E
	3.50 m	C + E
	3.75 m	D + E
	4.00 m	E + E
	4.25 m	B + C + C
	4.50 m	C + C + C
	5.00 m	D + D + D
M L XL XXL VAN CARAVAN	5.50 m	D + E + E
	3.00 m	F + F + F
	3.25 m	G + H
	3.50 m	F + G + F
	3.75 m	H + I
	4.00 m	F + I + F
	4.25 m	F + G + H
	4.50 m	F + I + G
	5.00 m	G + I + G
	5.50 m	I + G + I
	6.00 m	I + I + I

## PANEL SETS

AWNING TYPE	AWNING LENGTH (L)	PANEL TYPE	SKU NO
T 3200	2.50 m	J + A	301360
TO 4900 • 5102	2.60 m	A + A	301361
T 3200	2.70 m	J + K	301362
T 3200 • 4900	3.00 m	J + L	301363

